



www.faldu.in



An ISO 9001:2015 Certified Company



SUN INTERIOR PRODUCTS CO.

Survey no. 137/2, Plot No. 11 & 12, Om Industrial Area, B/h GEB Sub Station,  
Veraval - Padavala Road, Padavala - 360024, Tal. Kotda Sangani, Dist. Rajkot, Gujarat, India.

T: +91-94261 84899 M: +91-93755 44899, 93748 44899  
E: info@faldu.in, sunsipcoss@gmail.com W: www.faldu.in

hdbccarinteriorsourcing.com, +91-9910312424, #0172026

AN  
**ISO 9001:2015**  
CERTIFIED COMPANY



HEAD SHOWERS

Where every drop,  
feel like rain...



www.faldu.in



**A great  
shower experience  
relies on seamless  
water flow.**



## HEAD SHOWERS



Unveiling FALDU:

## The Zenith of Shower Luxury

**FALDU.** The finest quality products designed for elegant bathrooms & other utility spaces, stands for super long-life functioning and unmatched aesthetics.

Welcome to **FALDU**, where the timeless strength of pure materials meets contemporary design elegance. We believe your shower is more than a routine—it is a daily ritual of renewal. Our entire collection is meticulously crafted to transform your bathroom into a sanctuary of style and unparalleled performance.

## Head Shower + Shower Arm + Flange



Tailored excellence:

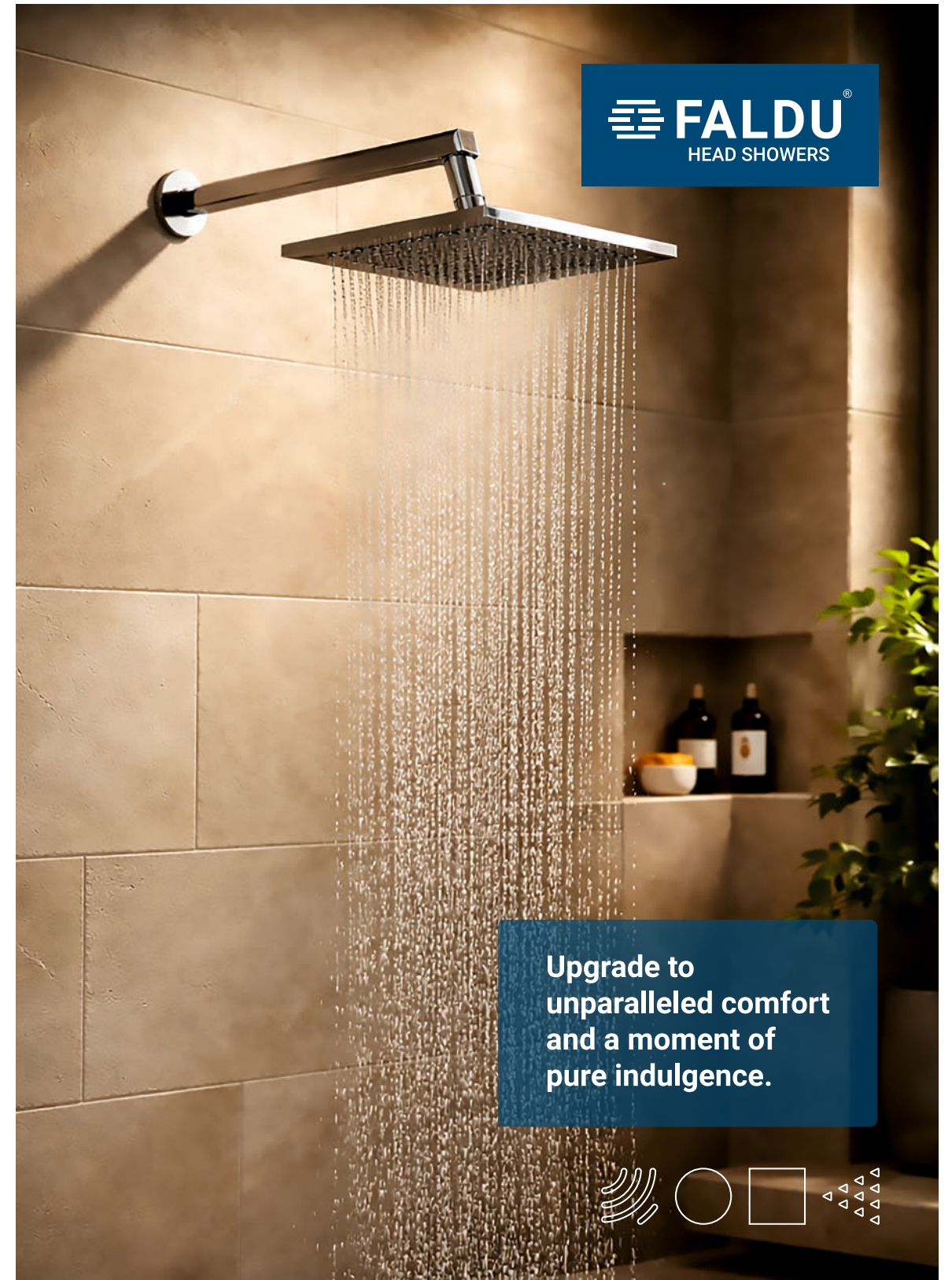
## Complete Shower System

The **FALDU** range is designed for the discerning user, offering comprehensive solutions for a personalized shower space:

**Head Showers:** Available in diverse sizes and shapes (square, round, rectangular) to complement any bathroom aesthetic and deliver the optimal water pattern.

**Shower Arms:** Our robust shower arms come in various lengths and designs, ensuring perfect positioning for your chosen head shower.

**Flange:** Each shower arm is complete with a perfectly matching flange (escutcheon), providing a seamless, elegant finish against your wall, hiding connections with sophisticated simplicity.



**Upgrade to  
unparalleled comfort  
and a moment of  
pure indulgence.**

## What Makes Faldu Special?

Faldu. The finest quality products designed for elegant bathrooms & other utility spaces, stands for super long-life functioning and unmatched aesthetics.

Made with AISI 304 & 316\* grade (\*for bulk order) Stainless Steel for superior finish and functionality, Faldu bathroom products, accessories and profiles have grown to become the preferred choice of those seeking high quality standards.

Faldu products are engineered for higher outlet flow rate, stain and rust free life, easy cleaning & maintenance, pest resistance, safety and recyclable amongst other industry standard qualities. They come with a high level of finish and provide for exceptional aesthetics. At Faldu, design improvement and process innovation to bring down costs are always underway, to achieve higher customer satisfaction, year on year.



## Milestones on our road to the future

	2004	Bath Accessories
	2012	Floor & Shower Drains
	2020	Grab Bars
	2021	Technical Profiles
	2025	Channel Drains
	2026	Wall Niche & Head Showers



An ISO 9001:2015 Certified Company



## The Right Location The Right Genes


Faldu is located near Rajkot, Gujarat, an area known for its Engineering and Manufacturing prowess, and is a renowned source of building material brands that dominate the construction industry, throughout the country.

## Products That Impress

Faldu specializes in Floor, Shower & Channel Drains, Bathroom Accessories, Grab Bars, Technical Profiles and has now begun manufacturing Wall Niche & Showers at its extension facilities at Rajkot. This integrated manufacturing facility has 100% in-house operations, which allows complete control over product quality and delivery.

Product development to improve aesthetics, functionality and ease of use is an ongoing effort at Faldu. This has endeared Faldu to the large community of Architects, Designers, Engineers, Builders and Home Owners.

Meanwhile, several customized product orders are also in the pipeline, for high-end requirements, corporate OE buyers and export markets.



## How Faldu Ensures Quality

Faldu unites product designing, die and mould making, cutting, punching, bending, welding and finishing along with the necessary machinery & equipment under one roof, all driven by expert specialist teams for seamless precision.

The ISO 9001:2015 certification reflects its dedication to quality and customer satisfaction, achieved through a robust Quality Management System that drives excellence in everything we do.

Faldu exports have helped creating a high quality perception for its products in the Indian market. A perception we live up to, everyday at work.






# HEAD SHOWERS



You can  
**Create nature alike  
bathing experience  
with our showers.**




AISI  
SS 304  
STAINLESS  
STEEL



RUST  
RESISTANT



SMOOTH  
DROPLETS  
EXPERIENCE



EVENLY  
DISTRIBUTED  
COVERAGE



LOW PRESSURE  
PERFORMANCE



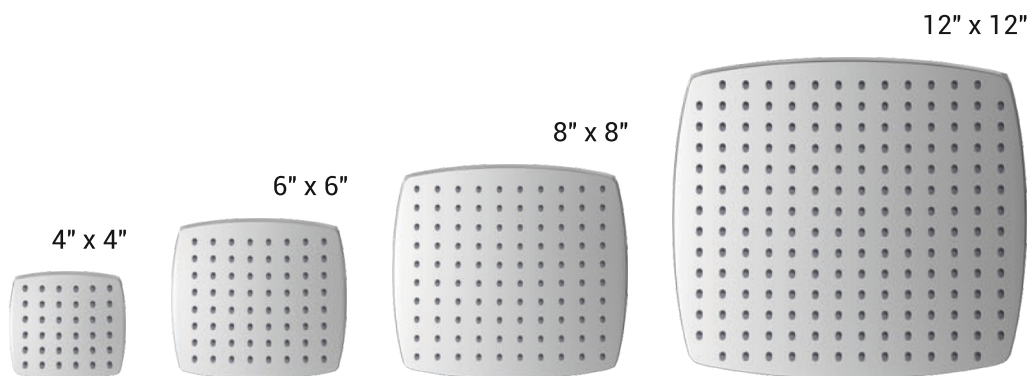
EASY TO  
CLEAN &  
MAINTAIN



FULLY  
RECYCLABLE  
MATERIAL



**SIZES**



**FINISH OPTIONS**



Material : Stainless Steel SS-304











ARCH CURVED HEAD SHOWER							
Code	Size L x W			Thickness	Nozzles	Flow Rate	Plate Thickness
	No.	mm	cm				
FHSAR01-C	100 x 100	10 x 10	4" x 4"	52	36	10	01
FHSAR02-C	150 x 150	15 x 15	6" x 6"	52	64	13	01
FHSAR03-C	200 x 200	20 x 20	8" x 8"	52	100	30	01
FHSAR04-C	300 x 300	30 x 30	12" x 12"	52	192	36	01

*Note:* Please refer sizes in mm only Sizes in inches are approximated for understanding purpose..



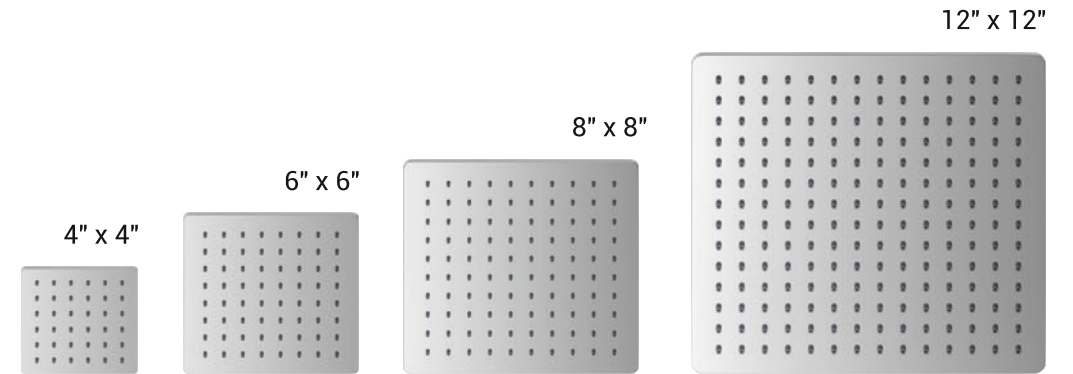
Ultra modern  
sophistication  
with a sharp angular  
square aesthetic



-   
**AISI**  
 SS 304  
 STAINLESS  
 STEEL
-   
 RUST  
 RESISTANT
-   
 SMOOTH  
 DROPLETS  
 EXPERIENCE
-   
 EVENLY  
 DISTRIBUTED  
 COVERAGE
-   
 LOW PRESSURE  
 PERFORMANCE
-   
 EASY TO  
 CLEAN &  
 MAINTAIN
-   
 FULLY  
 RECYCLABLE  
 MATERIAL



**SIZES**



**FINISH OPTIONS**










Material : Stainless Steel SS-304



QUADRO SQUARE HEAD SHOWER							
Code	Size L x W			Thickness	Nozzles	Flow Rate	Plate Thickness
	No.	mm	cm				
FHSQD01-S	100 x 100	10 x 10	4" x 4"	42	36	10	01
FHSQD02-S	150 x 150	15 x 15	6" x 6"	42	64	13	01
FHSQD03-S	200 x 200	20 x 20	8" x 8"	42	100	30	01
FHSQD04-S	300 x 300	30 x 30	12" x 12"	42	196	36	01

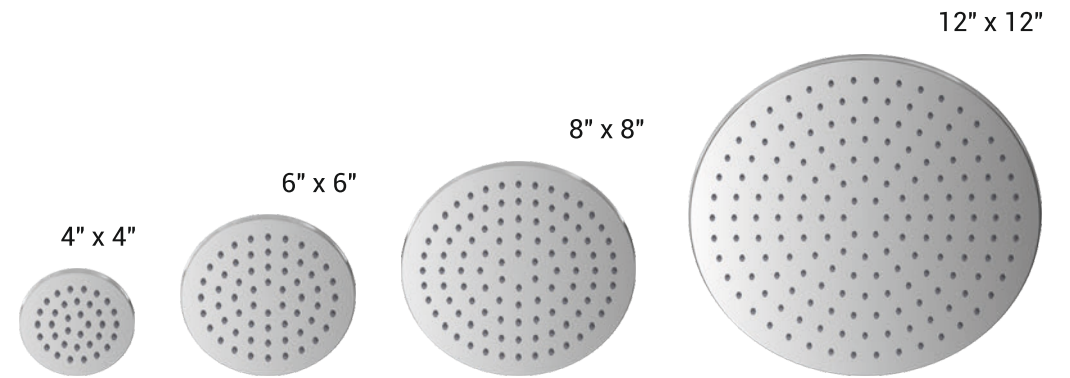
Note: Please refer sizes in mm only Sizes in inches are approximated for understanding purpose..



-   
**AISI**  
SS 304  
STAINLESS  
STEEL
-   
**RUST**  
RESISTANT
-   
**SMOOTH**  
DROPLETS  
EXPERIENCE
-   
**EVENLY**  
DISTRIBUTED  
COVERAGE
-   
**LOW PRESSURE**  
PERFORMANCE
-   
**EASY TO**  
CLEAN &  
MAINTAIN
-   
**FULLY**  
RECYCLABLE  
MATERIAL



**SIZES**



**FINISH OPTIONS**



Material : Stainless Steel SS-304




QUADRO ROUND HEAD SHOWER							
Code	Size L x W			Thickness	Nozzles	Flow Rate	Plate Thickness
No.	mm	cm	inch	mm	Nos.	Ltr. / Minute	mm
FHSQD11-R	100 x 100	10 x 10	4" x 4"	44	140	12	01
FHSQD12-R	150 x 150	15 x 15	6" x 6"	44	240	15	01
FHSQD13-R	200 x 200	20 x 20	8" x 8"	44	408	32	01
FHSQD14-R	300 x 300	30 x 30	12" x 12"	44	672	41	01

*Note:* Please refer sizes in mm only Sizes in inches are approximated for understanding purpose..



**FALDU** SLIM LINE HEAD SHOWER  
SQUARE SHAPE




STAINLESS  
STEEL



RUST  
RESISTANT



SMOOTH  
DROPLETS  
EXPERIENCE



EVENLY  
DISTRIBUTED  
COVERAGE




LOW PRESSURE  
PERFORMANCE



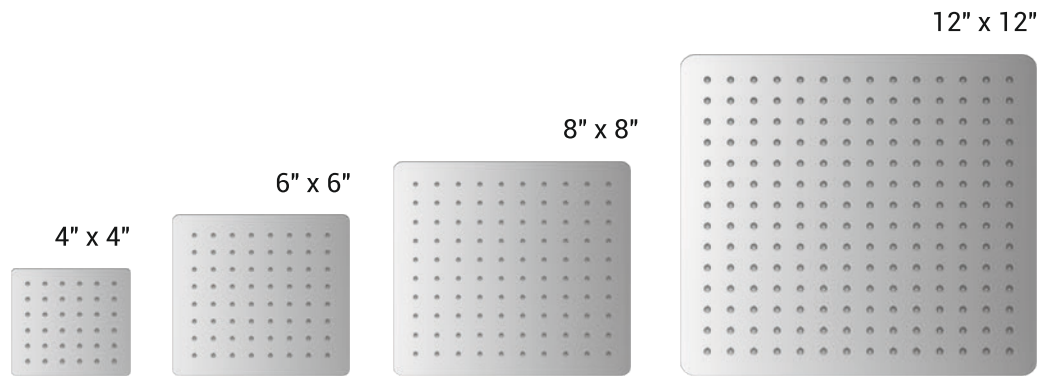
EASY TO  
CLEAN &  
MAINTAIN



FULLY  
RECYCLABLE  
MATERIAL



**SIZES**



**FINISH OPTIONS**




Material : Stainless Steel SS-304










SLIMLINE SQUARE HEAD SHOWER							
Code	Size L x W			Thickness	Nozzles	Flow Rate	Plate Thickness
	No.	mm	cm				
FHSSL01-S	100 x 100	10 x 10	4\" x 4\"	45	36	10	01
FHSSL02-S	150 x 150	15 x 15	6\" x 6\"	45	64	13	01
FHSSL03-S	200 x 200	20 x 20	8\" x 8\"	45	100	30	01
FHSSL04-S	300 x 300	30 x 30	12\" x 12\"	45	196	36	01

*Note:* Please refer sizes in mm only Sizes in inches are approximated for understanding purpose..

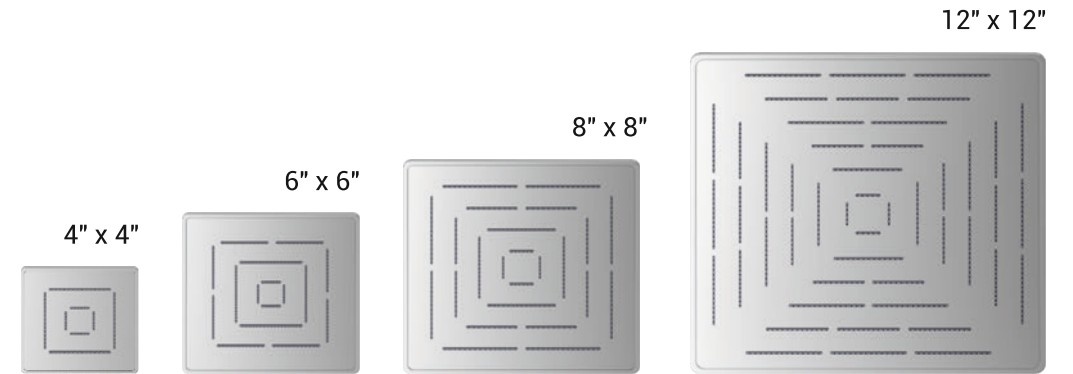




-   
**AISI**  
 SS 304  
 STAINLESS  
 STEEL
-   
 RUST  
 RESISTANT
-   
 SMOOTH  
 DROPLETS  
 EXPERIENCE
-   
 EVENLY  
 DISTRIBUTED  
 COVERAGE
-   
 LOW PRESSURE  
 PERFORMANCE
-   
 EASY TO  
 CLEAN &  
 MAINTAIN
-   
 FULLY  
 RECYCLABLE  
 MATERIAL



**SIZES**



**FINISH OPTIONS**

-   
 Steel
-   
 Gold
-   
 Rose Gold
-   
 Black








Material : Stainless Steel SS-304



ESCALATE SQUARE HEAD SHOWER							
Code	Size L x W			Thickness	Nozzles	Flow Rate	Plate Thickness
	mm	cm	inch				
FHSEC01-S	100 x 100	10 x 10	4" x 4"	42	80	10	01
FHSEC02-S	150 x 150	15 x 15	6" x 6"	42	192	13	01
FHSEC03-S	200 x 200	20 x 20	8" x 8"	42	284	30	01
FHSEC04-S	300 x 300	30 x 30	12" x 12"	42	592	36	01


*Note:* Please refer sizes in mm only Sizes in inches are approximated for understanding purpose..



-   
**AISI**  
 SS 304  
 STAINLESS  
 STEEL
-   
 RUST  
 RESISTANT
-   
 SMOOTH  
 DROPLETS  
 EXPERIENCE
-   
 EVENLY  
 DISTRIBUTED  
 COVERAGE
-   
 LOW PRESSURE  
 PERFORMANCE
-   
 EASY TO  
 CLEAN &  
 MAINTAIN
-   
 FULLY  
 RECYCLABLE  
 MATERIAL



**SIZES**



**FINISH OPTIONS**




Material : Stainless Steel SS-304



ESCALATE ROUND HEAD SHOWER							
Code	Size L x W			Thickness	Nozzles	Flow Rate	Plate Thickness
	mm	cm	inch				
FHSEC11-R	100 x 100	10 x 10	4" x 4"	42	64	12	01
FHSEC12-R	150 x 150	15 x 15	6" x 6"	42	120	15	01
FHSEC13-R	200 x 200	20 x 20	8" x 8"	42	192	32	01
FHSEC14-R	300 x 300	30 x 30	12" x 12"	42	424	41	01

*Note:* Please refer sizes in mm only Sizes in inches are approximated for understanding purpose..




AISI  
SS 304  
STAINLESS  
STEEL



RUST  
RESISTANT



SMOOTH  
DROPLETS  
EXPERIENCE



EVENLY  
DISTRIBUTED  
COVERAGE



LOW PRESSURE  
PERFORMANCE



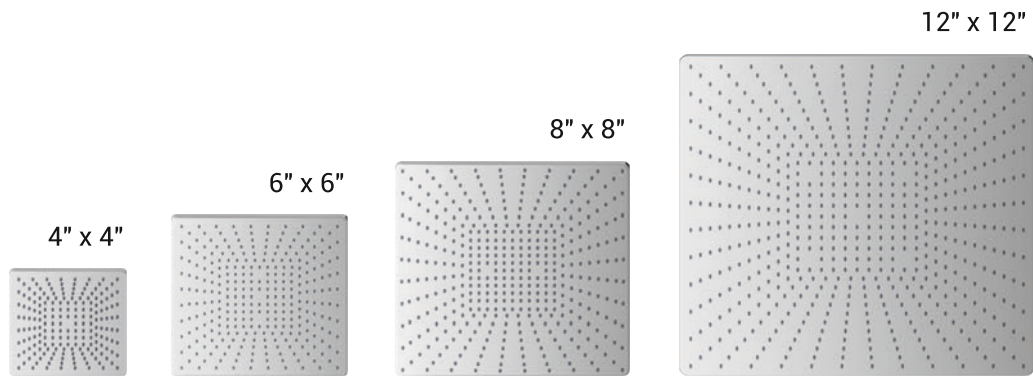
EASY TO  
CLEAN &  
MAINTAIN



FULLY  
RECYCLABLE  
MATERIAL



SIZES



FINISH OPTIONS




Material : Stainless Steel SS-304



HELIX SQUARE HEAD SHOWER							
Code	Size L x W			Thickness	Nozzles	Flow Rate	Plate Thickness
	No.	mm	cm				
FHSHX01-S	100 x 100	10 x 10	4" x 4"	40	188	10	01
FHSHX02-S	150 x 150	15 x 15	6" x 6"	40	294	13	01
FHSHX03-S	200 x 200	20 x 20	8" x 8"	40	406	30	01
FHSHX04-S	300 x 300	30 x 30	12" x 12"	40	600	36	01

Note: Please refer sizes in mm only Sizes in inches are approximated for understanding purpose..






STAINLESS  
STEEL



RUST  
RESISTANT



SMOOTH  
DROPLETS  
EXPERIENCE



EVENLY  
DISTRIBUTED  
COVERAGE



LOW PRESSURE  
PERFORMANCE



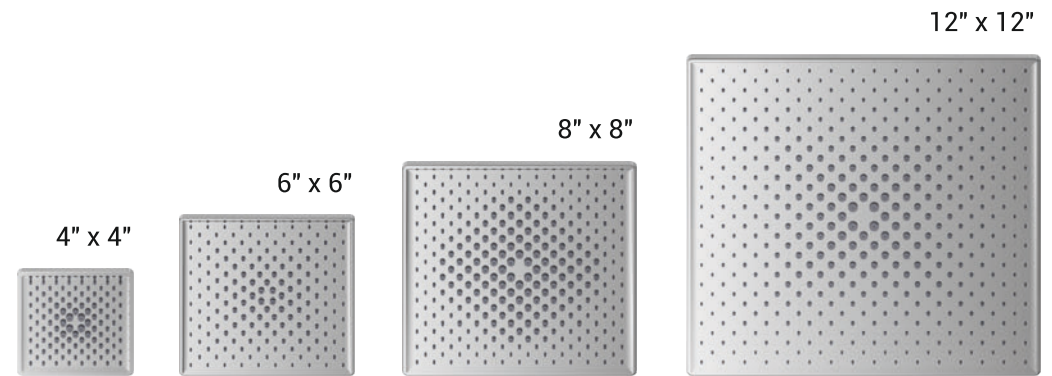
EASY TO  
CLEAN &  
MAINTAIN



FULLY  
RECYCLABLE  
MATERIAL



SIZES




FINISH OPTIONS



Steel



Gold



Rose Gold



Black

Material : Stainless Steel SS-304



CETRINO SQUARE HEAD SHOWER							
Code	Size L x W			Thickness	Nozzles	Flow Rate	Plate Thickness
No.	mm	cm	inch	mm	Nos.	Ltr. / Minute	mm
FHSCT01-S	100 x 100	10 x 10	4" x 4"	42	112	10	01
FHSCT02-S	150 x 150	15 x 15	6" x 6"	42	180	13	01
FHSCT03-S	200 x 200	20 x 20	8" x 8"	42	313	30	01
FHSCT04-S	300 x 300	30 x 30	12" x 12"	42	480	36	01

Note: Please refer sizes in mm only Sizes in inches are approximated for understanding purpose..




**FALDU** APEX HEAD SHOWER

SLIM LINE

Transform your daily ritual with a bold curved design, a modern aesthetic.



**FALDU** APEX HEAD SHOWER SQUARE SHAPE




AISI SS 304  
STAINLESS STEEL



RUST RESISTANT



SMOOTH DROPLETS EXPERIENCE



EVENLY DISTRIBUTED COVERAGE




LOW PRESSURE PERFORMANCE



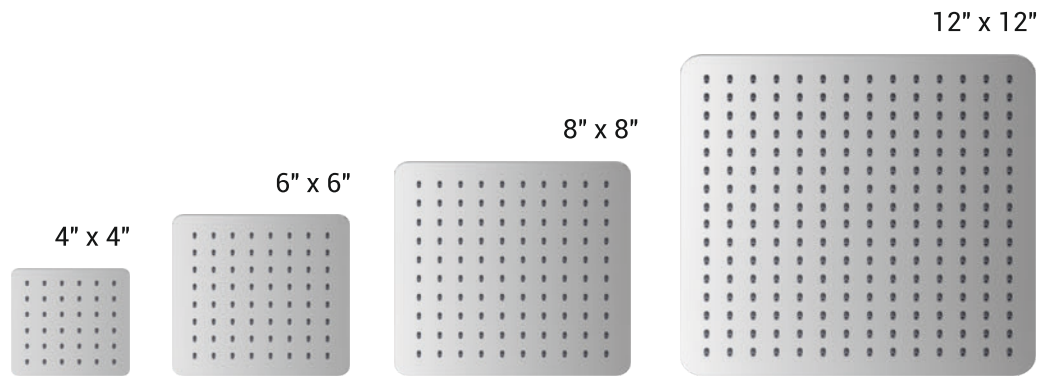
EASY TO CLEAN & MAINTAIN



FULLY RECYCLABLE MATERIAL



**SIZES**



**FINISH OPTIONS**



Material : Stainless Steel SS-304



APEX SQUARE HEAD SHOWER							
Code	Size L x W			Thickness	Nozzles	Flow Rate	Plate Thickness
	No.	mm	cm				
FHSAP01-S	100 x 100	10 x 10	4" x 4"	43	36	12	01
FHSAP02-S	150 x 150	15 x 15	6" x 6"	43	64	15	01
FHSAP03-S	200 x 200	20 x 20	8" x 8"	43	100	32	01
FHSAP04-S	300 x 300	30 x 30	12" x 12"	43	196	41	01

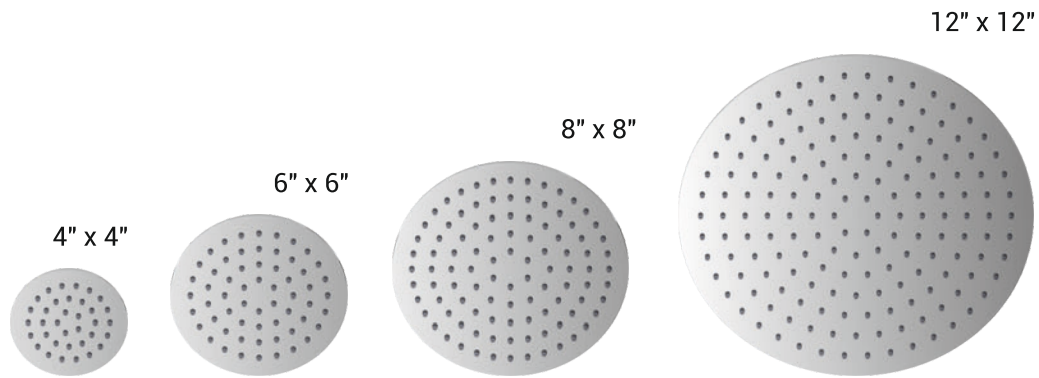
*Note:* Please refer sizes in mm only Sizes in inches are approximated for understanding purpose..



- STAINLESS  
STEEL
- RUST  
RESISTANT
- SMOOTH  
DROPLETS  
EXPERIENCE
- EVENLY  
DISTRIBUTED  
COVERAGE
- LOW PRESSURE  
PERFORMANCE
- EASY TO  
CLEAN &  
MAINTAIN
- FULLY  
RECYCLABLE  
MATERIAL



**SIZES**



**FINISH OPTIONS**



Material : Stainless Steel SS-304




APEX SQUARE HEAD SHOWER							
Code	Size L x W			Thickness	Nozzles	Flow Rate	Plate Thickness
	No.	mm	cm				
FHSAP01-S	100 x 100	10 x 10	4" x 4"	43	36	12	01
FHSAP02-S	150 x 150	15 x 15	6" x 6"	43	64	15	01
FHSAP03-S	200 x 200	20 x 20	8" x 8"	43	100	32	01
FHSAP04-S	300 x 300	30 x 30	12" x 12"	43	196	41	01

*Note:* Please refer sizes in mm only Sizes in inches are approximated for understanding purpose..



Ultra modern  
sophistication  
with a sharp angular  
square aesthetic




STAINLESS STEEL



RUST RESISTANT



SMOOTH DROPLETS EXPERIENCE



EVENLY DISTRIBUTED COVERAGE




LOW PRESSURE PERFORMANCE



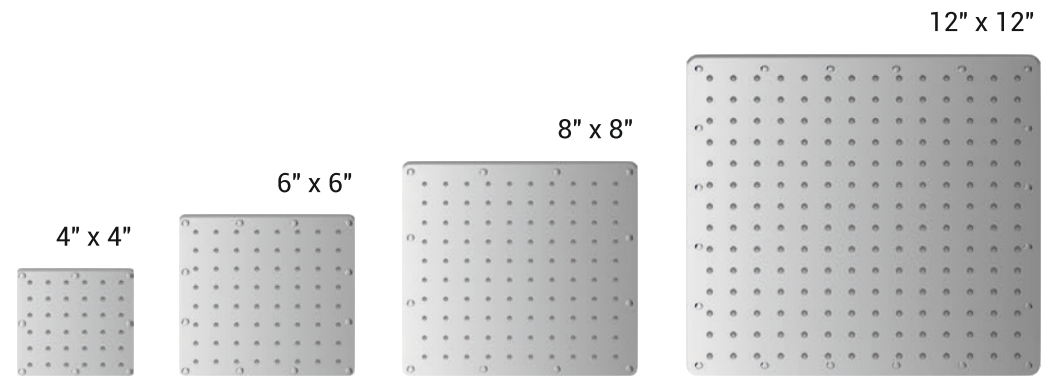
EASY TO CLEAN & MAINTAIN



FULLY RECYCLABLE MATERIAL



SIZES




FINISH OPTIONS



Steel



Gold



Rose Gold



Black

Material : Stainless Steel SS-304



STACK SQUARE HEAD SHOWER							
Code	Size L x W			Thickness	Nozzles	Flow Rate	Plate Thickness
No.	mm	cm	inch	mm	Nos.	Ltr. / Minute	mm
FHSSK01-S	100 x 100	10 x 10	4" x 4"	45	36	10	01
FHSSK02-S	150 x 150	15 x 15	6" x 6"	45	64	13	01
FHSSK03-S	200 x 200	20 x 20	8" x 8"	45	100	30	01
FHSSK04-S	300 x 300	30 x 30	12" x 12"	45	196	36	01

Note: Please refer sizes in mm only Sizes in inches are approximated for understanding purpose..



**FALDU**  
HEAD SHOWERS

Designed for ideal length and angle for maximum comfort and coverage.



**FALDU** ● 45° CROSS ANGLE ARM - SQUARE  
 ■ SHOWER ARM WITH FLANGE  
 SQUARE SHAPE



Available Length: 9" | 12" | 15" | 18" | 24"



**AISI**  
SS 304

STAINLESS  
STEEL



**CR**

CHROME  
PLATED  
SURFACE



BRASS  
PART



RUST  
RESISTANT



EASY TO  
CLEAN &  
MAINTAIN



FULLY  
RECYCLABLE  
MATERIAL

**FALDU** ● 90° ANGLE ARM  
 ■ SHOWER ARM WITH FLANGE  
 SQUARE SHAPE



Available Length: 9" | 12" | 15" | 18" | 24"



**AISI**  
SS 304

STAINLESS  
STEEL



**CR**

CHROME  
PLATED  
SURFACE



BRASS  
PART



RUST  
RESISTANT



EASY TO  
CLEAN &  
MAINTAIN



FULLY  
RECYCLABLE  
MATERIAL

SQUARE SHAPE



Available Length: 9" | 12" | 15" | 18" | 24"



STAINLESS STEEL



CHROME PLATED SURFACE



BRASS PART



RUST RESISTANT



EASY TO CLEAN & MAINTAIN



FULLY RECYCLABLE MATERIAL

SQUARE SHAPE



Available Length: 12" | 15"



STAINLESS STEEL



CHROME PLATED SURFACE



BRASS PART



RUST RESISTANT



EASY TO CLEAN & MAINTAIN



FULLY RECYCLABLE MATERIAL

ROUND SHAPE




Available Length: 9" | 12" | 15" | 18" | 24"



STAINLESS STEEL



CHROME PLATED SURFACE



BRASS PART



RUST RESISTANT



EASY TO CLEAN & MAINTAIN



FULLY RECYCLABLE MATERIAL

ROUND SHAPE



Available Length: 9" | 12" | 15" | 18" | 24"



STAINLESS STEEL



CHROME PLATED SURFACE



BRASS PART



RUST RESISTANT



EASY TO CLEAN & MAINTAIN



FULLY RECYCLABLE MATERIAL



**FALDU**  
HEAD SHOWERS

Adaptable to any bathroom space, making it fit for diverse spaces.



**FALDU** ● CEILING VERTICAL ARM - ROUND  
 ■ SHOWER ARM WITH FLANGE  
 ROUND SHAPE




Available Length: 12"



STAINLESS STEEL



CHROME PLATED SURFACE



BRASS PART



RUST RESISTANT



EASY TO CLEAN & MAINTAIN



FULLY RECYCLABLE MATERIAL

**FALDU**  
HEAD SHOWERS



Giving a seamless,  
clean look that  
elevates bathroom  
aesthetics.



**FALDU**

SQUARE FLANGE  
ACCESSORIES



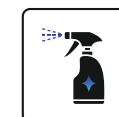
AISI  
SS 304  
STAINLESS  
STEEL



CR  
CHROME  
PLATED  
SURFACE



RUST  
RESISTANT




EASY TO  
CLEAN &  
MAINTAIN



FULLY  
RECYCLABLE  
MATERIAL

**FALDU**

ROUND FLANGE  
ACCESSORIES



AISI  
SS 304  
STAINLESS  
STEEL



CR  
CHROME  
PLATED  
SURFACE



RUST  
RESISTANT



EASY TO  
CLEAN &  
MAINTAIN



FULLY  
RECYCLABLE  
MATERIAL